

Malmö Archery Open 2004, Resultat Dag 1/ Result Day One

Resultat efter 60 pil / Result after 60 arrows: Compound Men

1	62	16.B	Dejan Sitar	Slovenia / LK.N.M.	Compound.M	296	297	593
2	92	23.D	Dave Cousins	USA / MAA	Compound.M	297	296	593
3	97	25.A	Morgan Lundin	Sweden / BK Gripen	Compound.M	291	295	586
4	66	17.B	Jari Haavisto	Finland / Porin Jousiampujat	Compound.M	293	292	585
5	86	22.B	Chris White	England / Gnäs	Compound.M	290	295	585
6	99	25.C	Morten Bøe	Norway / Sandefjord	Compound.M	289	296	585
7	103	26.C	Thomas Stenvoll	Norway / Gauldalspiln	Compound.M	291	292	583
8	91	23.C	Martin Damsbo	Denmark / Brande BK	Compound.M	289	293	582
9	95	24.C	Mats Palmer	Sweden / Lindome Bk	Compound.M	291	290	581
10	96	24.D	Erik Peter Nielsen	Denmark / Silkeborg	Compound.M	292	287	579
11	88	22.D	Kjell Eriksson	Sweden / Linköping BSK	Compound.M	290	288	578
12	90	23.B	Tom Henriksen	Denmark / Roskilde BL	Compound.M	289	289	578
13	100	25.D	Christian Skånhed	Sweden / Trelleborg BK	Compound.M	289	289	578
14	85	22.A	Christian Nilsson	Sweden / Lindome BK	Compound.M	288	287	575
15	105	27.A	Niklas Willman	Sweden / Karlstad BK	Compound.M	286	289	575
16	77	20.A	Jari Hjerpe	Sweden / BSK Sturarna	Compound.M	291	283	574
17	65	17.A	Magnus Carlsson	Sweden / Trelleborg BK	Compound.M	287	286	573
18	64	16.D	Thomas Skovbæk	Denmark / Roskilde BL	Compound.M	290	282	572
19	75	19.C	Steen Gottlieb	Denmark / Broager	Compound.M	282	290	572
20	80	20.D	Rajko Usaj	Slovenia / LK.N.G.	Compound.M	286	286	572
21	101	26.A	George Kaladamis	Greece / Ethnikos	Compound.M	284	288	572
22	102	26.B	Heikki Riuttala	Sweden / IF Karlsvik	Compound.M	283	289	572
23	104	26.D	Anders Noren	Sweden / Igelboda BS	Compound.M	286	286	572
24	84	21.D	Henning Kornbek	Denmark / Broager	Compound.M	283	288	571
25	72	18.D	Henrik Andersen	Denmark / Nordkysten	Compound.M	286	284	570
26	93	24.A	Christer Paulsson	Sweden / Hässleholm BK	Compound.M	284	285	569
27	61	16.A	Mats Inge Smördal	Sweden / Lindome BK	Compound.M	284	283	567
28	74	19.B	Kristmann Einarsson	Iceland / I.F.R.	Compound.M	285	281	566
29	106	27.B	Alister Whittingham	Scotland / E.U.A.C.	Compound.M	285	281	566
30	70	18.B	Terje Røstad	Norway / Gauldalspiln.	Compound.M	283	282	565
31	73	19.A	Jan Olof Ödahl	Sweden / Skurup BK	Compound.M	284	280	564
31	67	17.C	Mads Nørgaard	Denmark / Roskilde BL	Compound.M	282	282	564
33	68	17.D	Magnus Edström	Sweden / Luleå BS	Compound.M	282	282	564

33	94 24.B	Stephen Gooden	England / Gnas	Compound.M	281	283	564
35	71 18.C	Tim Goodwin	Luxemburg / B.Esch	Compound.M	276	287	563
36	69 18.A	Mikael Svahn	Sweden / Motala BK	Compound.M	284	278	562
37	89 23.A	Håkan Johansson	Sweden / Skogen IF	Compound.M	279	283	562
38	98 25.B	Jonathan Nott	England / D.A.S.	Compound.M	283	279	562
39	108 27.D	Anders Grönberg	Sweden / BSK Sturarna	Compound.M	280	282	562
40	87 22.C	Henrik Hunersen	Denmark / Broager	Compound.M	278	283	561
41	76 19.D	Dragan Patric	Sweden / Kungsängen BK	Compound.M	278	282	560
42	81 21.A	Rickard Jansson	Sweden / Timrå AIF	Compound.M	284	276	560
43	63 16.C	Teemu Patala	Finland / Wilhelm Tell	Compound.M	277	281	558
44	83 21.C	Odd Martin Mörk	Norway / Loen.BG	Compound.M	277	281	558
45	78 20.B	Mikkel Nörgaard	Denmark / Roskilde BL	Compound.M	277	278	555
46	82 21.B	Aleksander Stepancic	Slovenia / LK.N.G.	Compound.M	276	275	551

Resultat efter 60 pil / Result after 60 arrows: Compound Women

1	121 31.A	Ingrid Olofsson	Sweden / BSK Sturarna	Compound.W	288	286	574
2	109 28.A	Sara Boberg	Sweden / Skallsjö BG	Compound.W	284	287	571
3	116 29.D	Camilla Söemod	Denmark / Gladsaxe BK	Compound.W	287	283	570
4	120 30.D	Samantha Stretton	Luxemburg / B.Esch	Compound.W	283	285	568
5	113 29.A	Ulrika Sjöwall	Sweden / Älvenäd BK	Compound.W	285	281	566
6	115 29.C	Anne Laurila	Finland / Robin Hood	Compound.W	285	280	565
7	112 28.D	Caroline Patric	Sweden / Trelleborg BK	Compound.W	281	281	562
8	123 31.C	Caroline Johansson	Sweden / Skallsjö BG	Compound.W	280	279	559
9	119 30.C	Pethra Petersson	Sweden / Skogen IF	Compound.W	281	276	557
10	114 29.B	Wenche Solbakken	Norway / Drammen	Compound.W	281	273	554
11	110 28.B	Ann Renee Hegge	Norway / Gauldalspiln	Compound.W	275	278	553
12	118 30.B	June Svensen	Norway / Lilleström	Compound.W	278	275	553
13	117 30.A	Michaela Johansson	Sweden / Borås BS	Compound.W	277	274	551
14	124 31.D	Dagrun Haukdal	Norway / Gauldalspilen	Compound.W	274	271	545
15	122 31.B	Laila Hunersen	Denmark / Broager	Compound.W	262	267	529

Resultat efter 60 pil / Result after 60 arrows: Olympic Women

1	24 6.D	Petra Ericsson	Sweden / Lindome BK	Olympic.W	285	278	563
2	28 7.D	Elin Kättström	Sweden / Finspångs BSK	Olympic.W	279	282	561
3	21 6.A	Karin Larsson	Sweden / Sandvikens BK	Olympic.W	280	280	560
4	29 8.A	Kajsa Bogstedt	Sweden / Södertälje BF	Olympic.W	269	281	550

5	30	8.B	Dolores Cekada	Slovenia / LK. I. B.	Olympic.W	275	272	547
6	32	8.D	Matilde Andreassen	Denmark / Aarhus	Olympic.W	281	261	542
7	22	6.B	Claudin Jennings	Scotland / E.U.A.C.	Olympic.W	258	273	531
8	26	7.B	Ieva Ciparsons	Sweden / Sundsvall-Ortviken BK	Olympic.W	257	262	519
9	23	6.C	Maria Kirillopoulou	Greece / A.S.T.A.	Olympic.W	258	247	505
10	31	8.C	Erika Thorstensson	Sweden / BS Gothia	Olympic.W	239	223	462

Resultat efter 60 pil / Result after 60 arrows: Olympic Men

1	37	10.A	Magnus Petersson	Sweden / Lindome BK	Olympic.M	297	295	592
2	46	12.B	Bård M Nesteng	Norway / Fredrikstad BK	Olympic.M	292	291	583
3	55	14.C	Dennis Bager	Denmark / Aalborg	Olympic.M	294	289	583
4	45	12.A	Göran Bjerendal	Sweden / Lindome BK	Olympic.M	293	287	580
5	48	12.D	Ivan Muznik	Slovenia / L.K.N.S.	Olympic.M	292	288	580
6	53	14.A	Jonas Andersson	Sweden / BK Gripen	Olympic.M	290	286	576
7	56	14.D	Glenn Linsjö	Sweden / Trelleborg BK	Olympic.M	286	290	576
8	50	13.B	Bo Steinmann	Denmark / Roskilde.BK	Olympic.M	284	285	569
9	39	10.C	Björn Jansson	Sweden / Nyköping BK	Olympic.M	284	282	566
10	51	13.C	Apostolos Nanos	Greece / P.S.E.	Olympic.M	283	283	566
11	49	13.A	Mikael Larsson	Sweden / Sanviken BK	Olympic.M	287	277	564
12	41	11.A	Per Bengtsson	Sweden / Linköping BSK	Olympic.M	285	277	562
13	38	10.B	Zarko Kranjc	Slovenia / LK.G.G.	Olympic.M	277	279	556
14	33	9.A	Gudmundur Thormonds	Iceland / I.F.R.	Olympic.M	275	269	544
15	34	9.B	Conny Appelqvist	Sweden / Skogens IF	Olympic.M	269	264	533
16	43	11.C	Christos Salaounis	Greece / T.K.H.	Olympic.M	257	275	532
17	47	12.C	Marcus Strand	Sweden / Trelleborg BK	Olympic.M	277	255	532
18	54	14.B	Claudio Foiera	Italy / Cesen Arco	Olympic.M	267	263	530
19	42	11.B	Björn Mikalsen	Norway / Vidar	Olympic.M	265	263	528
20	35	9.C	Allex Hengeberg	Denmark / Broager	Olympic.M	256	259	515

Resultat efter 60 pil / Result after 60 arrows: Barebow


1	9	3.A	Maksimiljan Muznik	Slovenia / LK.M.N.S.	Barebow	273	273	546
2	7	2.C	Johannes Häggström	Sweden / Borås BS	Barebow	256	259	515
3	14	4.B	Claes Jonsson	Sweden / Borås BS	Barebow	265	246	511
4	5	2.A	Jonas Alnefelt	Sweden / BK.Unga Örnar	Barebow	260	245	505
5	6	2.B	Hartmund Ziplies	Sweden / IF Ulvarna	Barebow	256	248	504
6	8	2.D	Stig Bergström	Sweden / Nyköpings BK	Barebow	260	232	492

7	10 3.B	Andreas Lindström	Sweden / Säters IFBK	Barebow	252	216	468
8	11 3.C	Bengt Eriksson	Sweden / Stockholm BK	Barebow	240	227	467
9	12 3.D	Anders Lundberg	Sweden / Borås BS	Barebow	223	240	463
10	15 4.C	Carin Beije	Sweden / IF Ulvarna	Barebow	240	198	438
11	13 4.A	Stasa Podgorsek	Slovenia / LK Valvazor	Barebow	202	205	407
12	16 4.D	Celina Hongslo	Sweden/ BSK Sturarna	Barebow	185	216	401

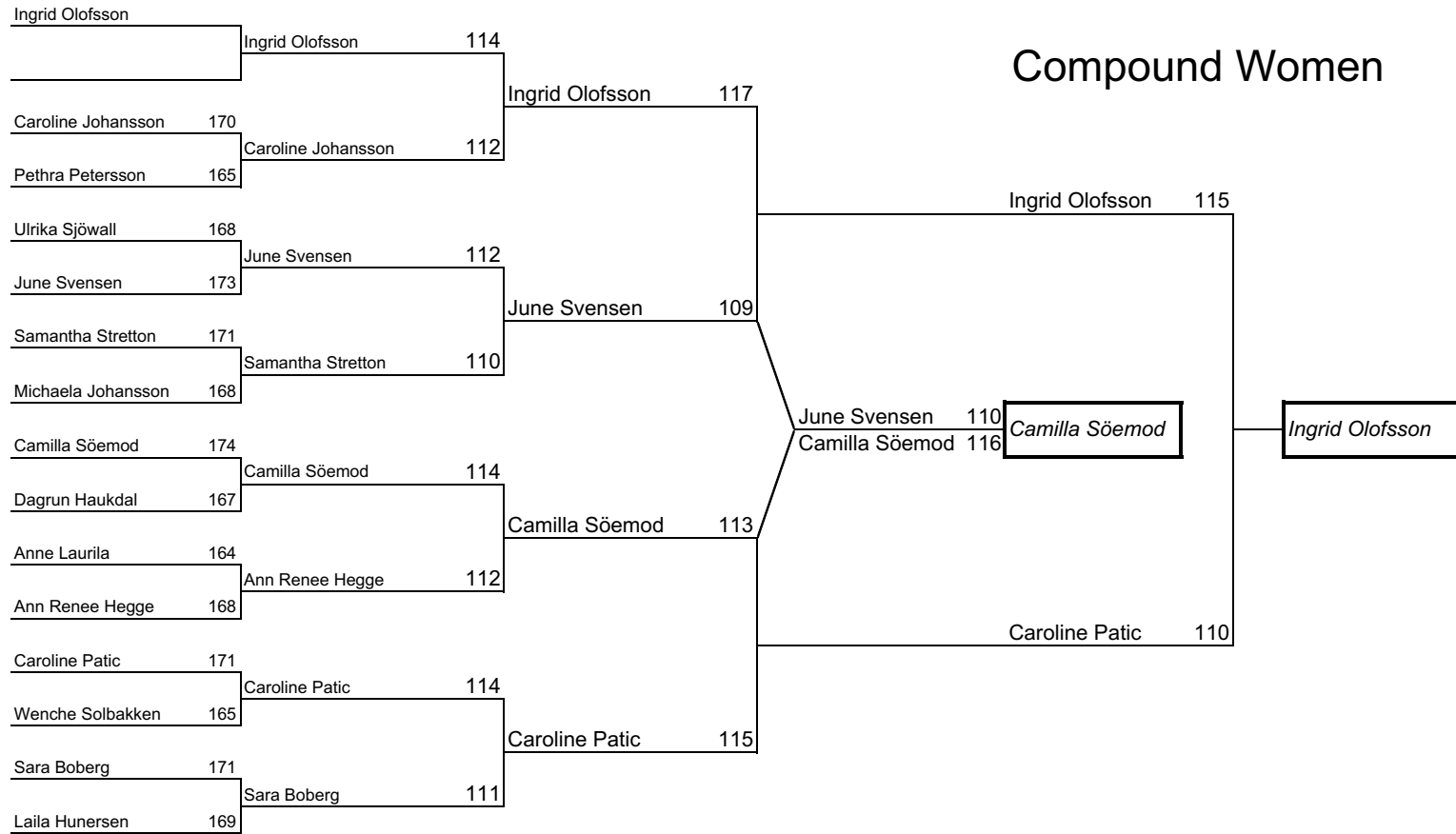
1/8 Finals Barebow

<u>Maksimiljan Muznik</u>	Slovenia / LK.M.N.S.			
<u>Johannes Häggström</u>	Sweden / Borås BS			
<u>Claes Jonsson</u>	Sweden / Borås BS			
<u>Jonas Alnefelt</u>	Sweden / BK.Unga Örnar			
Hartmund Ziplies	Sweden / IF Ulvarna	130		
<u>Celina Hongslo</u>	Sweden/ BSK Sturarna	135		
<u>Stig Bergström</u>	Sweden / Nyköpings BK	143	0	9
Stasa Podgorsek	Slovenia / LK Valvazor	143	0	7
<u>Andreas Lindström</u>	Sweden / Säters IFBK	164	Svensk Rekord HK16	
Carin Beije	Sweden / IF Ulvarna	129		
Bengt Eriksson	Sweden / Stockholm BK	98		
<u>Anders Lundberg</u>	Sweden / Borås BS	122		

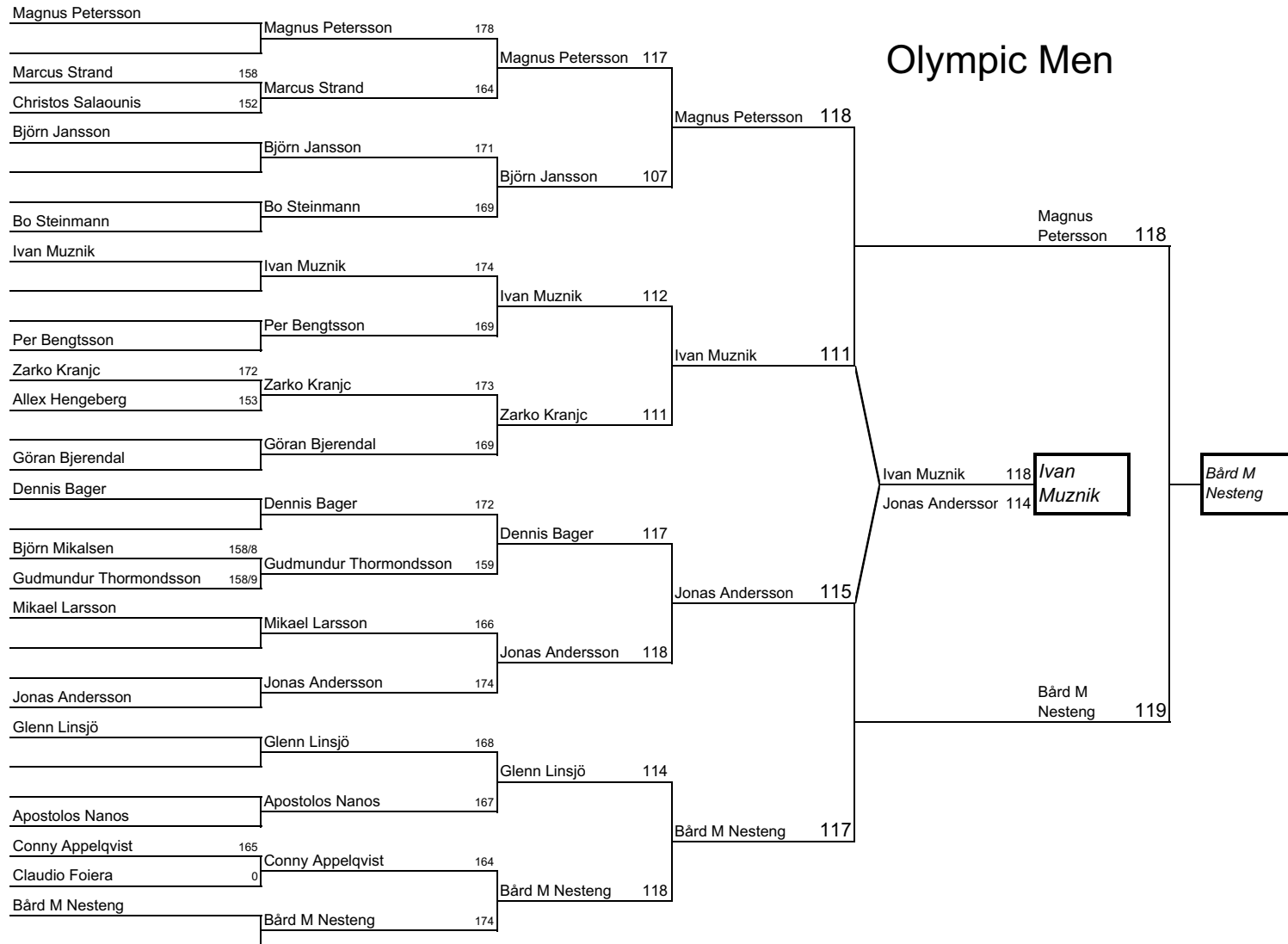
Compound Men



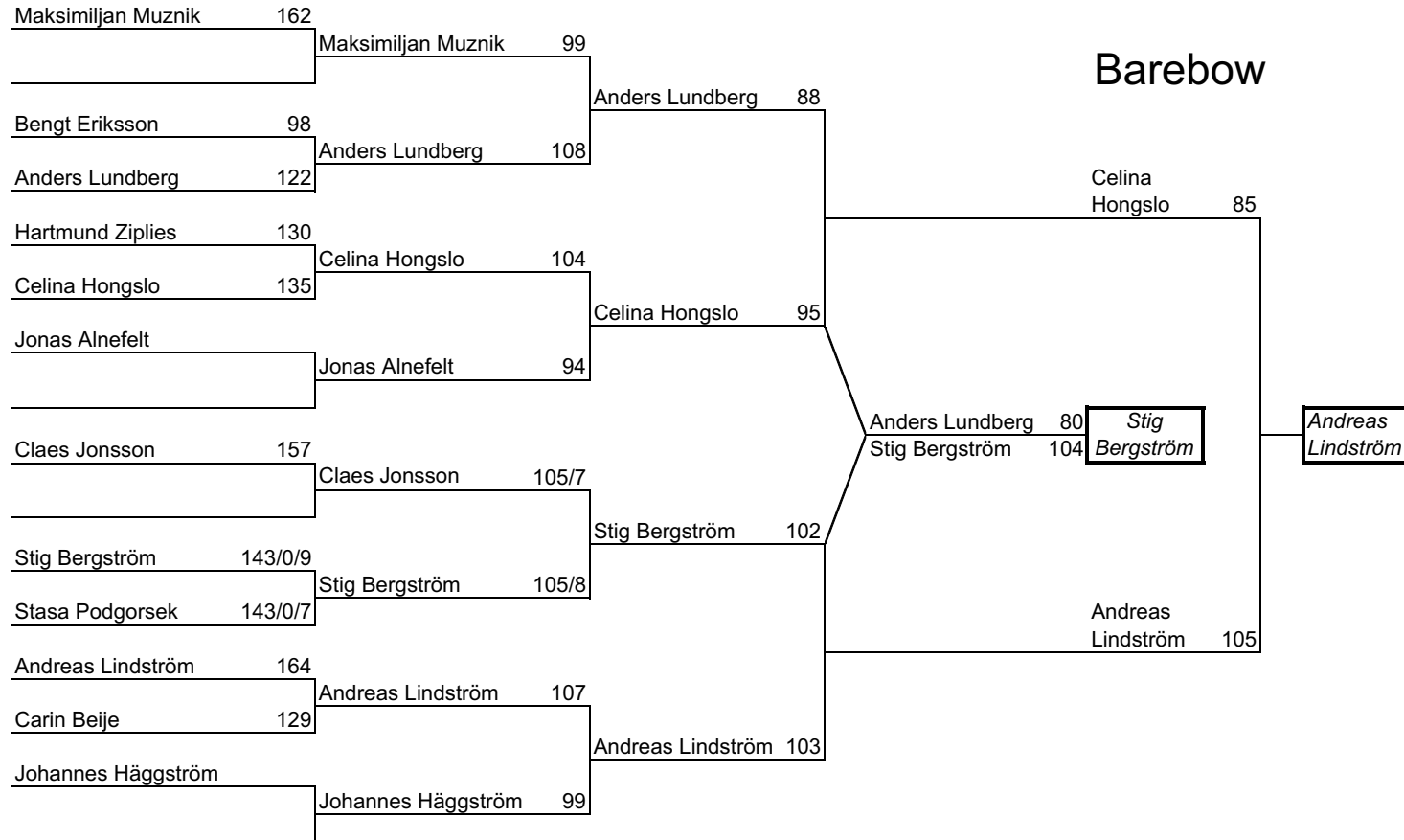
Compound Women




Olympic Men



Barebow



Olympic Women



Malmö Archery Open 2004

Compound Men

		30p	60p	Tot	1/16	1/8	1/4	semi		
1	Dejan Sitar	Slovenia / LK.N.M.	296	297	593	180	178	119	116	119
2	Morten Bøe	Norway / Sandefjord	289	296	585	178	175	116	116	115
3	Chris White	England / Gnas	290	295	585	176	178	117	116	118
4	Dave Cousins	USA / MAA	297	296	593	177	176	117	115	117
5	Morgan Lundin	Sweden / BK Gripen	291	295	586	176	176	115		
6	Erik Peter Nielsen	Denmark / Silkeborg	292	287	579	173	174	115		
7	Jari Haavisto	Finland / Porin Jousiampujat	293	292	585	173	176	114		
8	Martin Damsbo	Denmark / Brande BK	289	293	582	174	173	114		
9	Tom Henriksen	Denmark / Roskilde BL	289	289	578	174	177			
10	Rajko Usaj	Slovenia / LK.N.G.	286	286	572	168	175			
11	Niklas Willman	Sweden / Karlstad BK	286	289	575	174	174			
12	Thomas Stenvoll	Norway / Gauldalspiln	291	292	583	175	173			
13	Heikki Riuttala	Sweden / IF Karlsvik	283	289	572	172	172			
14	Magnus Carlsson	Sweden / Trelleborg BK	287	286	573	174	171			
15	Christian Nilsson	Sweden / Lindome BK	288	287	575	170	170			
16	Henning Kornbek	Denmark / Broager	283	288	571	172	168			
17	Jari Hjerpe	Sweden / BSK Sturarna	291	283	574	174				
18	Terje Røstad	Norway / Gauldalspiln.	283	282	565	173				
19	Kjell Eriksson	Sweden / Linköping BSK	290	288	578	172				
20	Anders Noren	Sweden / Igelboda BS	286	286	572	172				
21	Thomas Skovbæk	Denmark / Roskilde BL	290	282	572	171				
22	George Kaladamis	Greece / Ethnikos	284	288	572	171				
23	Mats Inge Smördal	Sweden / Lindome BK	284	283	567	171				
24	Alister Whittingham	Scotland / E.U.A.C.	285	281	566	170				
25	Mats Palmer	Sweden / Lindome Bk	291	290	581	169				
26	Christer Paulsson	Sweden / Hässleholm BK	284	285	569	169				
27	Kristmann Einarsson	Iceland / I.F.R.	285	281	566	169				
28	Jan Olof Ödahl	Sweden / Skurup BK	284	280	564	169				
29	Steen Gottlieb	Denmark / Broager	282	290	572	168				
30	Mads Nørgaard	Denmark / Roskilde BL	282	282	564	168				
31	Christian Skånhed	Sweden / Trelleborg BK	289	289	578	167				
32	Henrik Andersen	Denmark / Nordkysten	286	284	570	165				
33	Magnus Edström	Sweden / Luleå BS	282	282	564					
34	Stephen Gooden	England / Gnas	281	283	564					
35	Tim Goodwin	Luxemburg / B.Esch	276	287	563					
36	Mikael Svahn	Sweden / Motala BK	284	278	562					
37	Håkan Johansson	Sweden / Skogen IF	279	283	562					
38	Jonathan Nott	England / D.A.S.	283	279	562					
39	Anders Grönberg	Sweden / BSK Sturarna	280	282	562					
40	Henrik Hunersen	Denmark / Broager	278	283	561					
41	Dragan Patic	Sweden / Kungsängen BK	278	282	560					
42	Rickard Jansson	Sweden / Timrå AIF	284	276	560					
43	Teemu Patala	Finland / Wilhelm Tell	277	281	558					
44	Odd Martin Mørk	Norway / Loen.BG	277	281	558					
45	Mikkel Nørgaard	Denmark / Roskilde BL	277	278	555					
46	Aleksander Stepancic	Slovenia / LK.N.G.	276	275	551					

Compound Women

		30p	60p	Tot	1/8	1/4	semi		
1	Ingrid Olofsson	Sweden / BSK Sturarna	288	286	574	114	117	115	
2	Caroline Patic	Sweden / Trelleborg BK	281	281	562	171	114	115	110

3	Camilla Söemod	Denmark / Gladsaxe BK	287	283	570	174	114	113	116	
4	June Svensen	Norway / Lilleström	278	275	553	173	112	109	110	
5	Caroline Johansson	Sweden / Skallsjö BG	280	279	559	170	112			
6	Ann Renee Hegge	Norway / Gauldalspiln	275	278	553	168	112			
7	Sara Boberg	Sweden / Skallsjö BG	284	287	571	171	111			
8	Samantha Stretton	Luxemburg / B.Esch	283	285	568	171	110			
9	Laila Hunersen	Denmark / Broager	262	267	529	169				
10	Ulrika Sjöwall	Sweden / Älvenäd BK	285	281	566	168				
11	Michaela Johansson	Sweden / Borås BS	277	274	551	168				
12	Dagrun Haukdal	Norway / Gauldalspilen	274	271	545	167				
13	Pethra Petersson	Sweden / Skogen IF	281	276	557	165				
14	Wenche Solbakken	Norway / Drammen	281	273	554	165				
15	Anne Laurila	Finland / Robin Hood	285	280	565	164				
<i>Olympic Women</i>			30p	60p	Tot	1/8	1/4	semi		
1	Petra Ericsson	Sweden / Lindome BK	285	278	563	171	117	115	112	
2	Elin Kättström	Sweden / Finspångs BSK	279	282	561		113	116	112	
3	Karin Larsson	Sweden / Sandvikens BK	280	280	560		111	109	115	
4	Kajsa Bogstedt	Sweden / Södertälje BF	269	281	550		113	111	107	
5	Matilde Andreassen	Denmark / Aarhus	281	261	542		111			
6	Ieva Ciparsons	Sweden / Sundsvall-Ortviken BK	257	262	519	159	105			
7	Claudin Jennings	Scotland / E.U.A.C.	258	273	531	150	102			
8	Dolores Cekada	Slovenia / L.K. I. B.	275	272	547	164	98			
9	Maria Kirillopoulou	Greece / A.S.T.A.	258	247	505	157				
10	Erika Thorstenson	Sweden / BS Gothia	239	223	462	147				
<i>Olympic Men</i>			30p	60p	Tot	1/16	1/8	1/4	semi	
1	Bård M Nesteng	Norway / Fredrikstad BK	292	291	583	169	174	118	117	119
2	Magnus Petersson	Sweden / Lindome BK	297	295	592	179	178	117	118	118
3	Ivan Muznik	Slovenia / L.K.N.S.	292	288	580	174	174	112	111	118
4	Jonas Andersson	Sweden / BK Gripen	290	286	576		174	118	115	114
5	Dennis Bager	Denmark / Aalborg	294	289	583	177	172	117		
6	Glenn Linsjö	Sweden / Trelleborg BK	286	290	576		168	114		
7	Zarko Kranjc	Slovenia / L.K.G.G.	277	279	556	172	173	111		
8	Björn Jansson	Sweden / Nyköping BK	284	282	566		171	107		
9	Göran Bjerendal	Sweden / Lindome BK	293	287	580		169			
10	Bo Steinmann	Denmark / Roskilde.BK	284	285	569		169			
11	Per Bengtsson	Sweden / Linköping BSK	285	277	562		169			
12	Apostolos Nanos	Greece / P.S.E.	283	283	566	168	167			
13	Mikael Larsson	Sweden / Sanviken BK	287	277	564		166			
14	Marcus Strand	Sweden / Trelleborg BK	277	255	532	158	164			
15	Conny Appelqvist	Sweden / Skogens IF	269	264	533	165	164			
16	Gudmundur Thormondss	Iceland / I.F.R.	275	269	544	158	159			
17	Björn Mikalsen	Norway / Vidar	265	263	528	158				
18	Christos Salaounis	Greece / T.K.H.	257	275	532	152				
19	Allex Hengeberg	Denmark / Broager	256	259	515	153				
20	Claudio Foiera	Italy / Cesen Arco	267	263	530					
<i>Barebow</i>			30p	60p	Tot	1/8	1/4	semi		
1	Andreas Lindström	Sweden / Säters IFBK	252	216	468	164	107	103	105	
2	Celina Honglo	Sweden/ BSK Sturarna	185	216	401	135	104	95	85	
3	Stig Bergström	Sweden / Nyköpings BK	260	232	492	143	105	102	104	
4	Anders Lundberg	Sweden / Borås BS	223	240	463	122	108	88	80	
5	Claes Jonsson	Sweden / Borås BS	265	246	511	157	105			
6	Maksimiljan Muznik	Slovenia / L.K.M.N.S.	273	273	546	162	99			

7 Johannes Häggström	Sweden / Borås BS	256	259	515	99
8 Jonas Alnefelt	Sweden / BK.Unga Örnar	260	245	505	94
9 Hartmund Ziplies	Sweden / IF Ulvarna	256	248	504	130
10 Bengt Eriksson	Sweden / Stockholm BK	240	227	467	98
11 Carin Beije	Sweden / IF Ulvarna	240	198	438	129
12 Stasa Podgorsek	Slovenia / LK Valvazor	202	205	407	143